
INSTRUCTION MANUAL
KITPAC PRO TABLES



Kitpac Pro X-Large

Kitpac Pro Large

Kitpac Pro Standard

WELCOME TO OUR ZEMPIRE FAMILY

Please read these instructions carefully and follow all instructions, guidelines, and safety warnings.

Included in these product instructions are warnings and precautions in relation to the safe use, care, assembly, maintenance, and storage of this product. By using the product, you confirm that you have read the product instructions and understand all warnings and precautions and agree that the product shall only be used for the intended purpose and application in accordance with the instructions, guidelines, and warnings in these product instructions, as well as in accordance with all applicable laws and regulations. A failure to read, understand and follow the instructions and warnings may result in damage to your product which may affect the warranty of the unit.

These instructions, guidelines, and warnings, and related documentation, may be subject to changes and updates.

These instructions MUST be kept with this product for future reference.



KITPAC PRO X LARGE

Tabletop	13mm cross laminated bamboo
Frame	30/26mm extruded aluminium
Weight Capacity	100kg // 220Lbs (max.)
Tabletop Size	100x100cm // 39.4x39.4in
Table Height	42-70cm // 16.5-27.5in
Product Weight	11.8kg // 26.0Lbs
Packed Dimensions	103x14x33cm // 40.5x5.51x12.9in
Product Code	0250501-001



KITPAC PRO LARGE

Tabletop	13mm cross laminated bamboo
Frame	30/26mm extruded aluminium
Weight Capacity	100kg // 220Lbs (max.)
Tabletop Size	100x65cm // 39.4x25.6in
Table Height	42-70cm // 16.5-27.5in
Product Weight	9.0kg // 19.8Lbs
Packed Dimensions	103x14.5x23cm // 40.5x5.70x9.05in
Product Code	0170505-003



KITPAC PRO STANDARD

Tabletop	13mm cross laminated bamboo
Frame	30/26mm extruded aluminium
Weight Capacity	100kg // 220Lbs (max.)
Tabletop Size	65x50cm // 25.6x19.7in
Table Height	40-65cm // 15.7-25.6in
Product Weight	5.60kg // 12.3Lbs
Packed Dimensions	68x15x19cm // 26.7x5.9x7.5in
Product Code	0170504-003



DID YOU KNOW...



... you can lower the side panels to move easily or resize to fit your table into smaller spaces.



... you can find a bottle opener underneath the table top?

BAMBOO SURFACE CARE AND MAINTENANCE:

To keep the bamboo surface in good condition some regular maintenance is required.

For daily cleaning, it is recommended to use only hot water and a soft towel or sponge. Avoid household cleaning products that may use degreasers or abrasives. Degreasers can attack the coating on the tabletop.

Re-Finish Bamboo Surfaces:

To keep your bamboo tabletop in great condition it can be reoiled using a linseed or tung oil. Both linseed oil and tung oil (in their purest forms) are non-toxic, eco-friendly and food-safe. They're both plant-based oil finishes that penetrate and saturate the wood grain.

- Using a soft brush and water, wipe down your table and allow to dry.
- Gently sand using 200-240 grit sandpaper, sanding in the same direction as the grain in the bamboo. Once sanding is complete clean and remove any dust etc from the bamboo.
- Apply the oil using a soft paint brush. Apply liberally to ensure even coverage and brush in the direction of the grain.
- Within 5 minutes of applying oil use a clean dry rag to wipe off the excess oil.
- Allow to dry for 1 hour.
- Re-coat as required.

Removing Mould and Stains:

If mould has appeared on your bamboo tabletop, it is possible to remove mould and stains and restore the surface.

- Wet the bamboo surface, then scrub with a stiff brush using an anti-fungal wash.
- Once the bamboo is dry, sand the surface. Start with a medium-coarse sandpaper 60-80 grit, once any stains or mould marks are removed, gently sand using 200-240 grit sandpaper, sanding in the same direction as the grain in the bamboo. Once sanding is complete, clean and remove any dust etc from the bamboo.
- Once sanding and cleaning have been completed, it is important that the surface of the bamboo is sealed immediately with oil again. Apply according to instructions above.



Alloy Frame Care and Maintenance:

Aluminium is designed to withstand various weather conditions, requiring minimal upkeep. A gentle mix of mild soap and water with a soft brush (such as nylon bristles or soft-textured natural brushes) or a clean lint-free cloth is ideal for cleaning.

To maintain its pristine appearance, a wipe down with a microfiber cloth every 2-3 months should suffice to remove any slight dirt buildup or clouding. This routine is particularly crucial if you're near the beach to prevent unsightly salt accumulation on the frame.

SETUP MANUAL


Images shown are using a Kitpac Pro Large.



ENGAGE SLIDING BRACE PLATES FOR MAXIMUM SUPPORT.

Kitpac Pro X-Large & Kitpac Pro Large **x4**

Kitpac Pro Standard **x2**




PACK DOWN MANUAL


Images shown are using a Kitpac Pro Large.

TURN TABLE ON ITS SIDE FOR EASY ACCESS. DISENGAGE SLIDING BRACE PLATES.

Kitpac Pro X-Large & Kitpac Pro Large **x4**

Kitpac Pro Standard **x2**





⚠ WARNING

Only use table on stable and level ground. Ensure table is correctly setup before use, and test before applying full weight. Children are not permitted to use the table unattended.
Max Capacity: 100kg / 220Lbs


⚠ WARNING

To reduce the risk of injury or damage user must read instruction manual in its entirety.
 User must read and understand all instructions before using this product. Children must be supervised whilst this product is in use. Only use attachments that have been supplied and specified by the manufacturer for use with this product. Under no circumstances should you tamper with, disable, vandalize, or impair any safety mechanisms or warnings on this equipment. If any safety features or warnings have been tampered with, disabled, vandalized, or impaired, **DO NOT USE THIS EQUIPMENT!**

⚠ WARNING

This equipment possesses numerous pinch points that pose a risk of injury. Keep hands, feet, and all body parts clear always. Exercise caution when loading and unloading this equipment. Be cautious when arranging these folding tables. Choose a stable and even surface to avoid the table's feet from puncturing or sinking into the ground. Please refrain from mistreating the folding table and ensure it is kept clear of open flames and excessive heat. Do not stand or climb on this folding table, it is not a ladder or work platform.

PINCH POINTS
 Keep fingers clear when folding.
 Follow all assembly instructions.



2 Year Limited Warranty

Please take time to read about the protection we offer you.

All our products come with a guarantee designed to protect you as our valued customer. Zempire® Camping Equipment will repair or replace this product, at their discretion, should it fail due to faulty materials or manufacture for a period of 2 years from the date of purchase.

The Guarantee is subject to the following conditions:

1. The Guarantee only applies to an original purchaser who purchased this product in an unopened condition from an approved retail outlet.
2. The Guarantee does not apply if the product has been used for anything other than reasonable personal use. Commercial use (e.g. rental) or continuous use are expressly excluded.
3. Damage due to normal wear and tear, accident, acts of God, negligence (other than by Zempire® Camping Equipment), failure by the purchaser to ensure instructions for setting up and care are observed, deterioration due to abnormal exposure to ultraviolet light, damage from wind, insects, animals or mold/mildew, or any other cause reasonably beyond the control of Zempire® Camping Equipment are not covered.
4. If redress is sought under the terms of this Guarantee, then the product must be returned by the purchaser to the outlet from where it was purchased within the Guarantee period, in a clean, dry state and with proof of purchase.
5. All transport costs and any other indirect costs are excluded from the Guarantee.
6. Zempire® Camping Equipment reserves the right to make a reasonable charge for repairs which it determines are not within the scope of the Guarantee.
7. The Guarantee does not limit, modify or exclude any rights under any law if doing so would contravene that law or make any part of this Guarantee invalid. However, Zempire® Camping Equipment:
 - a) excludes (to the extent permitted by applicable law) all conditions and warranties that might otherwise be implied; and
 - b) limits its liability for breach of any such condition or Guarantee that it cannot exclude together with its liability under the Guarantee, to repairing or replacing the Goods or paying the cost of having the Goods repaired or replaced (at Zempire® Camping Equipment's option).

Australia Only

Our goods come with guarantees that cannot be excluded under Australian Consumer Law. You are entitled to a replacement or refund for a major failure and compensation for any other reasonably foreseeable loss or damage. You are also entitled to have the goods repaired or replaced if the goods fail to be of acceptable quality and the failure does not amount to a major failure.

USA Only

Some states do not allow the exclusion or limitation of incidental or consequential damages, so the above limitation or exclusion may not apply to you. This warranty gives you specific legal rights, and you may also have other rights which vary from state to state.

Europe Only

The consumer has legal rights under applicable national legislation governing the sale of consumer goods and those rights are not affected by the guarantee.

All warranty claim processes are explained on our Zempire® website [/warranty](#) and follow the instructions to lodge a warranty claim.



Sales Offices:

New Zealand & Australia
 Zempire® Camping Equipment
 6 Karewa Place, Pukete,
 Hamilton, 3200, New Zealand
 Ph: +64 7 848 1610

USA & Canada
 Zempire® USA INC.
 22525 SE 64th Place, Suite 200
 Issaquah, WA, 98027
 Ph: +1 206 420 0391

Designed and tested in New Zealand. Made with care in China.

i DISPOSAL

 Recycle all packaging material.
 Do not discard into normal household garbage or landfill. Please contact local recycling facilities to recycle.



AS PART OF OUR **ZEMPIRE FAMILY**, SHARE
YOUR **CAMPING MOMENTS** ON SOCIAL

     @zempirecamping #zempirefamily